

"קשר-חם": לקידום שיפור ורענון החינוך המתמטי

הנושא: אתגר: צורות ומספרים

הוכן ע"י: מרכז מורים ארצי למתמטיקה בחינוך היסודי, אוניברסיטת חיפה.



















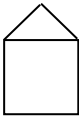






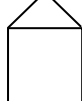
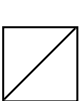
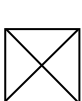
תקציר: בפעילות צריך לפענח פתגם ע"י מציאת המספר המסתתר מאחורי כל צורה, באמצעות רמזים. הרמזים הם תרגילים בתחום העשרת הראשונה. מצורף פתרון.









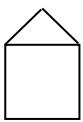
מילות מפתח: חשבון, חיבור, חיסור, כפל, חילוק, חידה, חידות.

החומר מכיל בנוסף לעמוד הפתיחה: 2 עמודים.

אתגר : צורות ומספרים

1. בדף שלפניך צורות שונות המייצגות את המספרים : 1, 2, 3, 4, 5, 6, 7, 8, 9.
2. בעזרת תכונות המספרים והפעולות והתבניות שבצד שמאל, גלו מהו המספר שמייצגת כל צורה.
3. בצד ימין מופיעות הצורות וערכן באותיות, התאימו להן את הספרות ותגלו את הפתגם המסתתר בספרות.









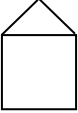
	:		=			
	×		=			
	×		=			
	×		=			
	-		=			
	+		+		=	
	-		=			
	+		=			
	-		=			

ב = 	מ = 
ע = 	ש = 
א = 	ו = 
ר = 	ה = 
	ט = 

פתגם:

5, 6, 7	8, 4, 7, 2
3, 1, 8, 3	3, 9, 6, 4

פתרון:

ב = 1 = 	מ = 7 = 
ע = 6 = 	ש = 9 = 
א = 2 = 	ן = 4 = 
ך = 8 = 	ה = 3 = 
	ט = 5 = 

פתאם:

5, 6, 7
מעט

8, 4, 7, 2
אמור

3, 1, 8, 3
הרבה

3, 9, 6, 4
ועשה